

TOP 10 WINTER CYCLING CITIES



Photo: City of Oulu

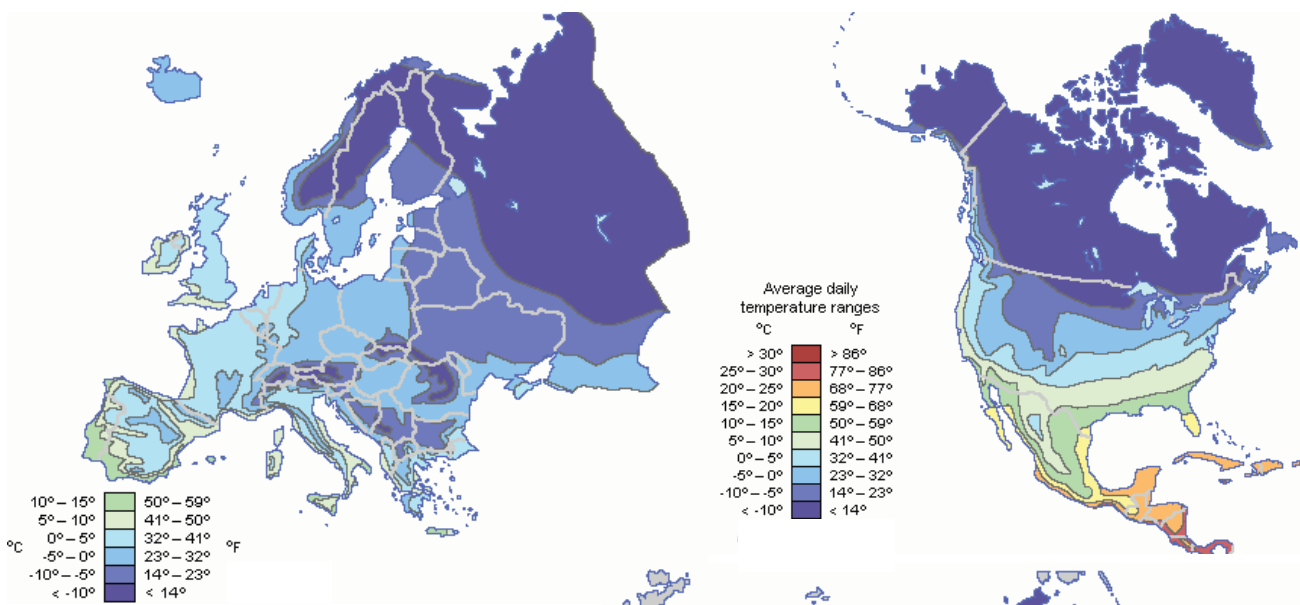
Timo Perälä
Winter Cycling Congress
14.02.2013



Map by NASA

Map by NASA

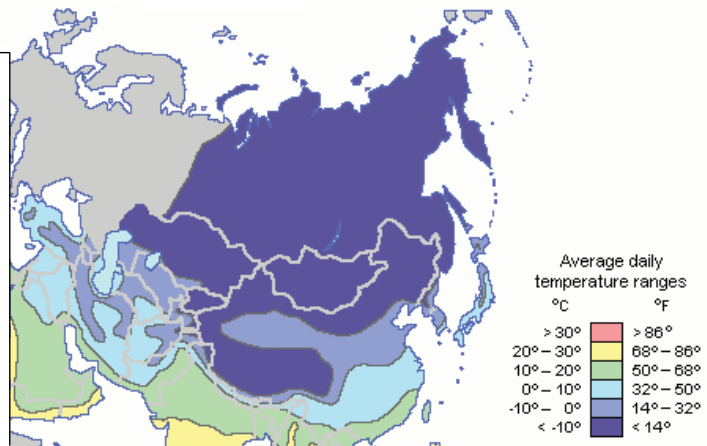
WINTER IN THE WORLD



AVERAGE TEMPERATURES IN JANUARY

"Talking about the weather - a never ending story"

Maps by Grolier online atlas go.grolier.com



STATE OF WINTER CYCLING IN THE WORLD



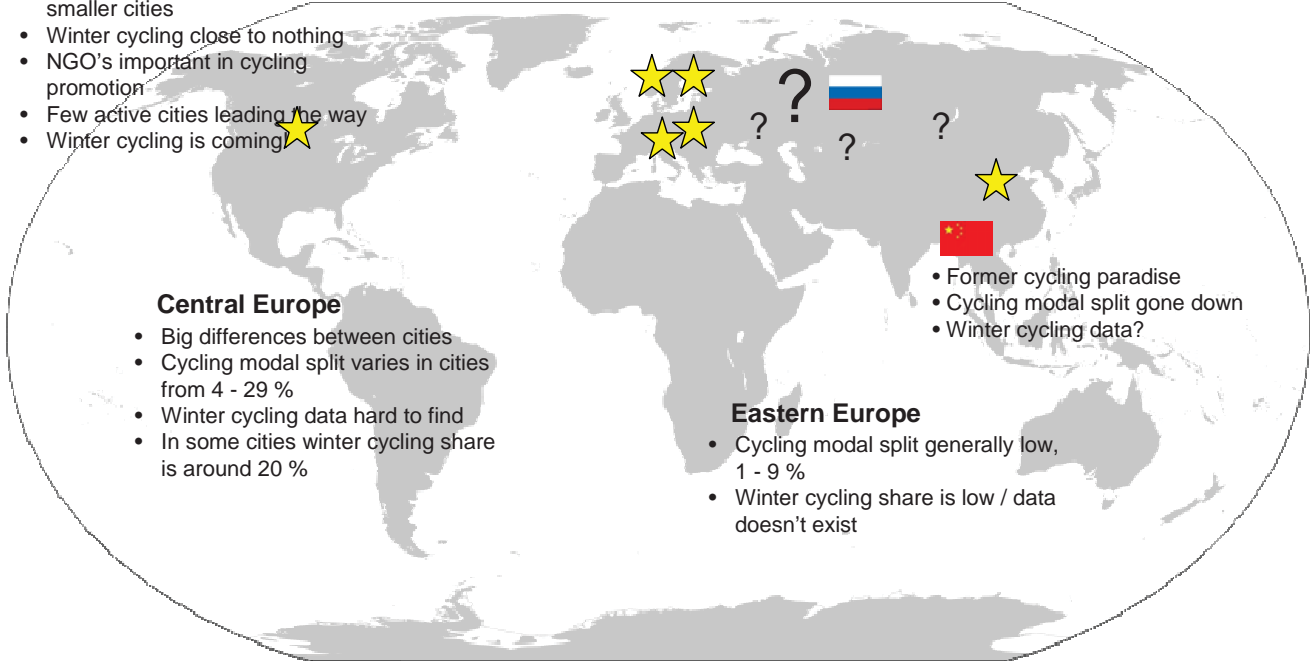
- Car dominant cities
- Cycling modal split low in bigger cities 0-3 %, around 10 % in some smaller cities
- Winter cycling close to nothing
- NGO's important in cycling promotion
- Few active cities leading the way
- Winter cycling is coming



- Cycling modal split less than 10 %
- Winter cycling share around 20 %



- Winter cycling common in some cities
- Long winter maintenance tradition
- Sweden: Cycling modal split ~10-30 %, winter cycling share 30-50 %
- Finland: Cycling modal split ~10-20 % in winter cycling share 20-35 %



STATE OF WINTER CYCLING IN THE WORLD

FROM 0 – 50 %

SAME OBSTACLES

SUCCESS STORIES AND PROGRESS

CYCLING DURING WINTER TIME IN CENTRAL EUROPE



WINTER CYCLING IN THE NORTH OF EUROPE



KEY FINDINGS

WE NEED MORE DATA

COMPARISON IS HARD

WINTER FACTOR

Photo: Timo Perälä

FACTORS

Cycling path length / inhabitant

1,00

Cycling modal split

1,30

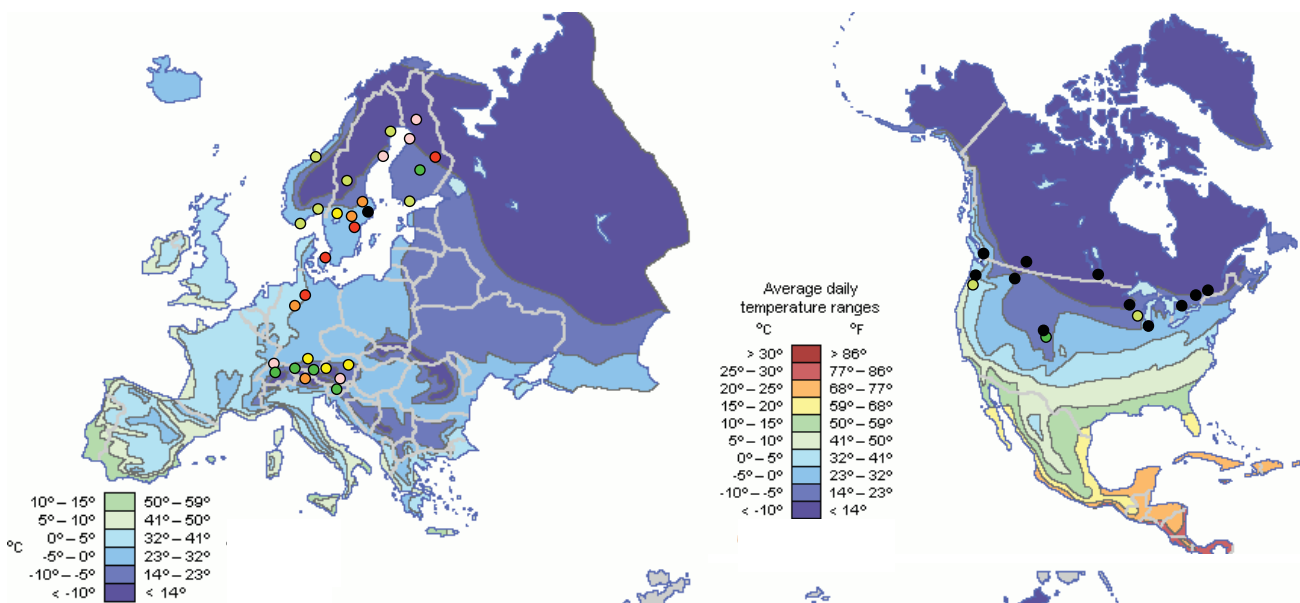
Winter cycling share

1,50

Winter period length

1,20

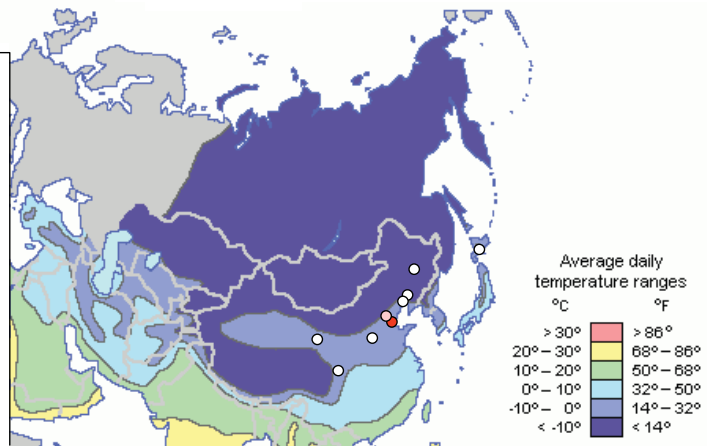
Photo: Anu Perälä



CYCLING MODAL SPLIT

- > 30 %
- 10-15 %
- 25-30 %
- 5-10 %
- 20-25 %
- < 5 %
- 15-20 %
- No data found

Maps by Grolier online atlas go.grolier.com



WINTER CYCLING CITY 3RD PLACE

HEJA
HEJA!



Uppsala
KOMMUN

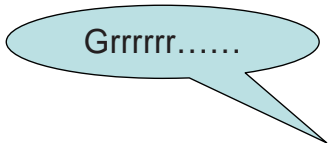
28 %

41 %


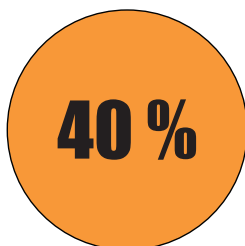
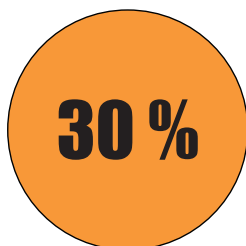
2,7 m

165 d

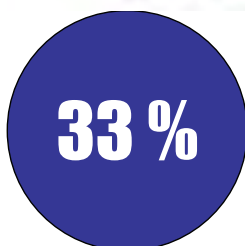
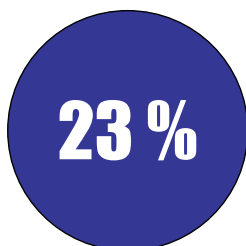
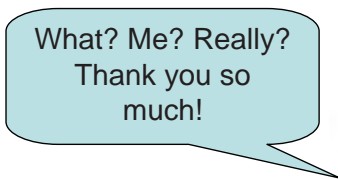
WINTER CYCLING CITY, 2ND PLACE



**Linköpings
kommun**













WINTER CYCLING CITY, 1ST PLACE



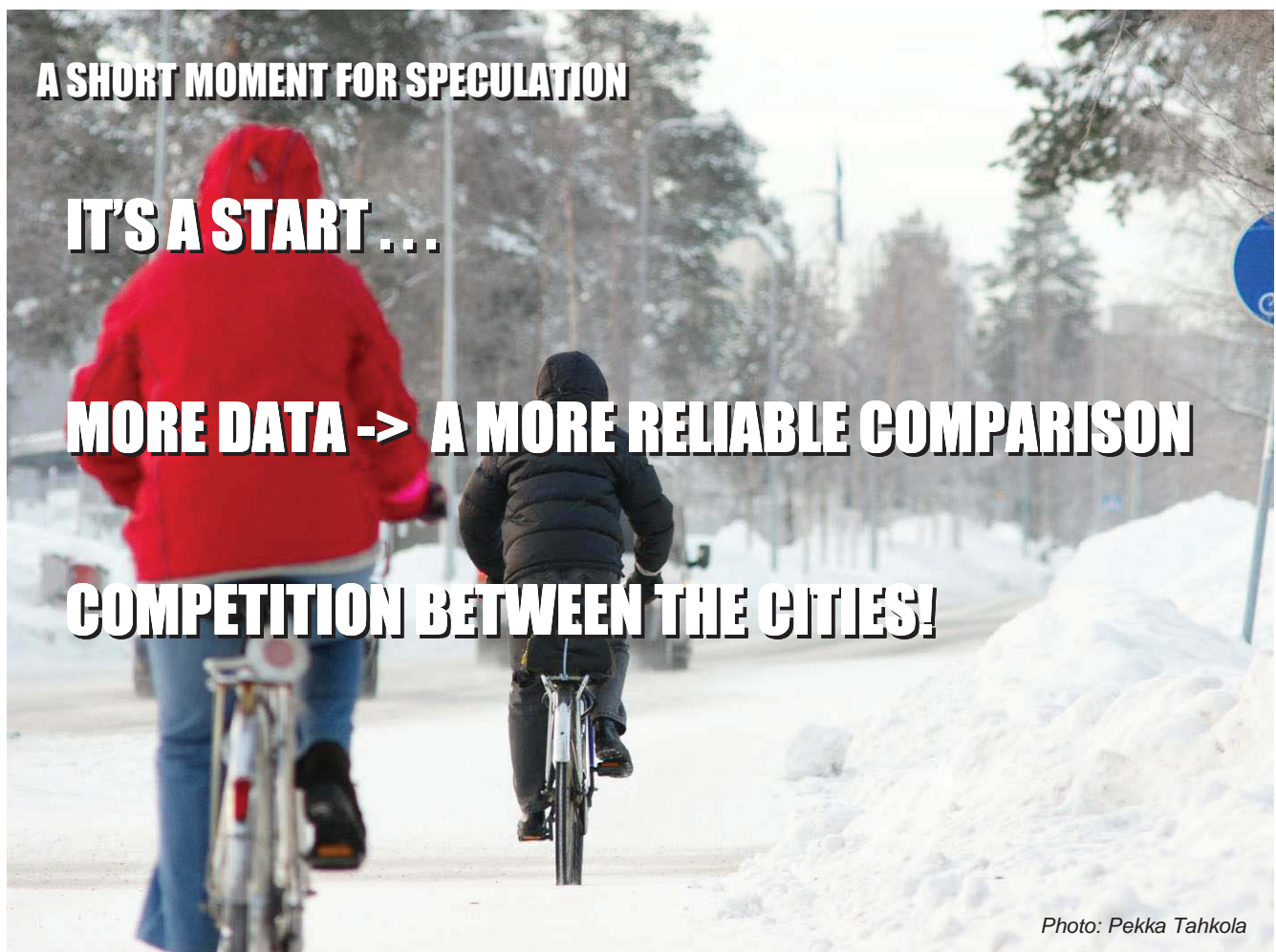
TOP TEN WINTER CYCLING CITIES

- Points were given from 1-7 in each category, then multiplied by the coefficient
- Cities over 50 000 inhabitants were taken into consideration
- Approximately 60 cities from 12 countries studied more closely

Rank	Country	City	Cycling mode split	Winter cycling share	Cycling network / inhab.	Average thermal winter length + snow days	Points
1.		Oulu	22 %	33 %**	4,3 m	256	27,5
2.		Linköping	30 %	40 %*	3,4 m	147	27,0
3.		Uppsala	28 %	41 %*	2,7 m	165	25,9
4.		Umeå	22 %	37 %*	2,8 m	225	25,7
5.		Örebro	28 %	51 %**	1,6 m	145	24,9
6.		Joensuu	32 %	19 %**	3,9 m	281	24,6
7.		Karlstad	18 %	50 %*	2,8 m	177	23,3
8.		Rovaniemi	12 %	28 %**	2,0 m	321	22,6
9.		Jyväskylä	13 %	20 %*	3,5 m	270	20,9
10.		Luleå	10 %	24 %*	1,7 m	249	18,9

* Data from city webpages / surveys / questionnaires

** Winter cycling share from automatic bike counters



A SHORT MOMENT FOR SPECULATION

IT'S A START ...

MORE DATA -> A MORE RELIABLE COMPARISON

COMPETITION BETWEEN THE CITIES!

Photo: Pekka Tahkola

**WINTER
CYCLING
CONGRESS
2013**

I  OULU

WELCOME!

Photo: Pekka Tahkola

SOME PRACTICAL STUFF

- Exhibition open all day until 16:30**
- Winter Cycling Challenge tonight at 18:00**
- City reception at the Oulu City Hall at 20:00**
- Winter cycling tour tomorrow morning 07:00 – 08:30**
 - 3 different routes (3 km, 5 km, 10 km)
 - Bikes are loaned from regular Oulu winter cyclists
 - At your own risk ☺
 - Confirm your route selection at the info desk during today
- Refill! Let's start again 10:30!**